

FIGHTER

FUSO

Fighter 1427 Euro 6.

4x2 / 6-SP MANUAL / AIR SUSP.



OUR SAFEST FIGHTER YET WITH ACTIVE MITIGATION BRAKE, LANE DEPARTURE WARNING SYSTEM, ELECTRONIC STABILITY PROGRAM AND ACTIVE SIDEGUARD ASSIST AS STANDARD.

GVM

14,000_{KG}

GCM

14,000_{KG}

Power/Torque

199_{KW} / 785_{NM}

- Medium rigid licence required.
- Actual vehicle may differ from above image

DAIMLER

FUSO.COM.AU

FUSO

JOB DONE

SPECIFICATIONS



FIGHTER

MODEL

4x2 1427 Air Susp. XLWB 6 Sp. MAN - FK65FMZ6RFAH

WHEEL BASE

5540mm

GVM (optional)

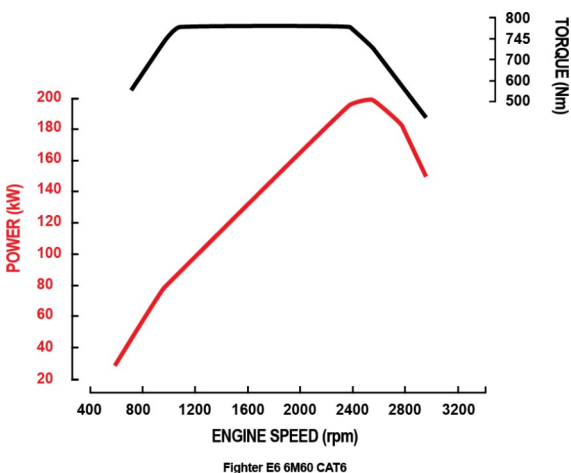
14,000kg

GCM (optional)

14,000kg

Engine

| | |
|-----------------------------|-----------------------------------------------------------------------------------------------------------|
| Engine Version | FUSO 6M60-CAT6 Diesel |
| Configuration | 6 Cyl. In-line OHC, 4-Valve |
| Type | Variable Geometry Turbo Charged Air to Air Intercooler |
| Displacement | 7.5 litre (7545cc) |
| Bore | 118mm |
| Stroke | 115mm |
| Power (ECE R85-00) | 199kW @ 2500 rpm |
| Torque (ECE R85-00) | 785Nm @ 1100-2400 rpm |
| Maximum Engine Speed | 2900 rpm |
| Compression Ratio | 16.0:1 |
| Cooling System / Oil Cooler | Water cooled, 23.0L capacity/ Plate type engine oil cooler |
| Air Cleaner | Paper Element Type with Restrictor Indicator. Mounted Underbody (RH) |
| Emission Control | Diesel Particulate Filter (DPF) Exhaust Gas Recirculation (EGR) Selective Catalytic Reduction (SCR) |
| Emission Level | ADR 80/03 - Euro VI |



Fuel

| | |
|-------------------------------|---------------------------------------------------------------------|
| Injection System | DENSO Common Rail System Electronically Controlled Direct Injection |
| Tank Type | Rectangular Steel Tank with Locking Cap |
| Fuel Capacity * | 200 Litres |
| AdBlue Exhaust Fluid Capacity | 23 Litres |
| Speed Limiter | Speed Limited 100km/h |
| Notes | *Max Fill to approx 95% of Air Capacity |

Cooling

| | |
|-----------|-------------------------------------|
| Fan Drive | Electronically controlled (Viscous) |
| Radiator | Corrugated Fin with Expansion Tank |

Electrical

| | |
|-----------------------|-----------------------------------|
| Voltage | 24V Negative Earth |
| Alternator Capacity | 24V-80 amp |
| Starter Capacity | 24V-5.0kW |
| Battery Capacity | 2x12V, 80Ah/5hr |
| Battery Specification | 95E41R X2 |
| Headlamp Type | Halogen |
| Headlamp Capacity | Low beam 2x70W High beam 2x70W |
| Fog Light | Halogen |

Clutch

| | |
|-------------------------|------------------------|
| Clutch Model | FUSO C7M38 |
| Type | Single Plate |
| Operation/Specification | Air Assisted Hydraulic |

Transmission

| | |
|-------------|------------------------------------------------------------------------------------------------|
| Version | FUSO Manual M070S6-OD |
| Type/Speeds | 6 with Air Assisted Gearshift |
| Features | Synchromesh 2nd-6th |
| Ratios | 1st: 6.807 2nd: 4.172 3rd: 2.396 4th: 1.504 5th: 1.000 6th: 0.774 Rev. 6.807 |
| PTO Opening | LH Side |

Propeller Shaft

| | |
|-----------------|---------------|
| Type | P10 |
| Universal Joint | Needle Roller |

Front Axle

| | |
|--------------|----------------------------------------|
| Axle Version | FUSO F500T |
| Type | Reverse Elliot 'I' Beam |
| Capacity * | 5000kg |
| Notes | *See MAX LOADING for vehicle capacity. |

Front Suspension

| | |
|------|----------------------------------------------------|
| Type | Long Taper Leaf with Double Acting Shock Absorbers |
| Size | 1300x70mm Leaves |

Rear Axle

| | |
|--------------|----------------------------------------|
| Type | Full Floating Banjo Type |
| Axle Version | FUSO R052T |
| Capacity* | 9500kg |
| Ratio | 4.625:1 |
| Notes | *See MAX LOADING for vehicle capacity. |

Rear Suspension

| | |
|--------------|-----------------------------------------------------------------------------------------------------------------------------|
| Type | Air Suspension |
| Details | Trailing Arm with Double Acting Shock Absorber and CLCS |
| Air Spring | 2x270mm dia. |
| Trailing Arm | 660+355 x 90 x 40 - 2 Leaves |
| Notes | CLCS - Chassis Level Control System. Electronic height control of air suspension via steering wheel. 2 memory positions. |

Max Loading

| | |
|-------|------------------------------------|
| Front | 5000kg |
| Rear | 9200kg |
| Total | 14000kg |
| Notes | GCM 14,000 kg, no towing capacity. |

Options

Steering

| | |
|-----------------|--------------------------------------|
| Type | Integral Power Assisted Ball and Nut |
| Steering Column | Tilt/Telescopic Adjustable |

Brakes

| | |
|------------|----------------------------------------------------------------------------|
| Type | Full Air, Dual Circuit, FUSO Taper Roller, Automatic Brake adjustment, ABS |
| Size Front | 370x150mm |
| Size Rear | 370x150mm |
| Park Brake | Rear Wheel Spring Actuated |
| Auxiliary | Exhaust Brake |
| Compressor | Water Cooled, 340cc Single Cyl. |

SPECIFICATIONS



FIGHTER

MODEL

4x2 1427 Air Susp. XLWB 6 Sp. MAN - FK65FMZ6RFAH

WHEEL BASE

5540mm

GVM (optional)

14,000kg

GCM (optional)

14,000kg

Wheels & Tyres

| | |
|--------------------|---------------------------------------------|
| Wheel Type | 7 x Single Piece Steel Disc Including Spare |
| Wheel Size | 19.5x6.75DC-147-12t |
| Wheel Stud Pattern | 8x275mm PCD |
| Tyre Size All | 265/70R19.5 140/138M |
| Spare Tyre Carrier | Provided |

Chassis

| | |
|------------------|------------------|
| Type | Parallel Channel |
| Size | 230x80x8.0mm |
| Width | 844mm |
| Tensile Strength | 540 MPa |

Instruments

| | |
|----------------------------|-----------------------------------------------------------------------------------------------------------------------------------------------------------------------------------------------------------------------------------------------------------------------------------------------------------------------------------------------------------------------------------------------------|
| Gauges | Speedometer Tachometer Fuel Level Air Pressure AdBlue Level |
| Colour Information Display | Odometer Tripmeter (x2) Hour Meter (x2) Outside Temperature AdBlue Level DPF Information Driving Range (Fuel and AdBlue) Current Vehicle Speed Cruise Control Lane Departure Warning Active Attention Assist Warning Alarm Clock Level Control Service Indicator & Reminder System Air Pressure Coolant Temperature Engine Oil Level & Running Time |

Multi-Media Package

| | |
|-----------------------------------------------------|--------------------------------------------------------------------------------------------------------------------------|
| Satellite Navigation | Maps with heavy vehicle weight, length, height & hazardous material selectable restrictions with 3 years of Map updates |
| Colour Display | 6.2 inch LCD with touch screen control |
| Phone Connectivity | Bluetooth® hands free |
| Audio Visual Entertainment | Bluetooth® music streaming compatible Digital radio DAB+ (also AM/FM for areas not covered by DAB+) USB & 3.5mm/AUX port |
| Reversing Camera Compatible | 1 Reverse Camera fitted as standard Display can accept up to 4 additional cameras# |
| Optional Accessories (available at additional cost) | Rear Mounted Parking Sensor Kit High or Low Tyre Pressure Monitoring System |

Cab Features

| | |
|---------------------|--------------------------------------------------------------------------------------------------------------------------------------------|
| Type | All Steel Forward Control Manual Tilt 44 deg. |
| Mounting | Hydroelastic Susp. 4 Point |
| Colour | Natural White |
| Interior | Fully Trimmed |
| Windscreen Wipers | Automatic 2 Speed + Intermittent Cycle with Integrated Washer Nozzles |
| Rear Vision Mirrors | Remote / Heated with Convex Spotter (Both sides) |
| Seating Capacity | 3 |
| Seat Belts | 2 ELR Lap Sash, 1 Lap Driver pre-tensioner |
| Seat (driver) | ISRI Suspended with Weight Adjustment, LH Arm Rest and Lumbar Support |
| Seats (passenger) | Centre: Low Back with Fabric Trim Forward Folding Far Passenger: Fixed Base with Reclining Seat Back, Integral Headrest and Fabric Trim |

Active Safety

| | |
|-----------------|-----------------------------------------------------------------------------------------------------------------------------------------------------------------------------------------------------------------------------------------------------|
| Safety Systems | AMB plus - Active Mitigation Brake ESP - Electronic Stability Program AAA - Active Attention Assist ASA - Active Sideguard Assist LDWS - Lane Departure Warning System ABS - Anti-lock Braking System DRL - Daytime Running Lamps |
| Reverse Warning | Wide Dynamic Range Camera and Buzzer |
| Notes | Active Safety Systems primary function is to provide driver assistance to increase road safety in events of driver inattentiveness. These systems do not allow for lack of attention whilst driving and should not replace safe and alert driving. |

Passive Safety

| | |
|------------|--------------------------------|
| Airbags | SRS Airbag - Driver |
| Seat Belts | Driver Seat Belt Pre-tensioner |

Service Intervals

| | |
|-----------|----------------------------------------------|
| Interval* | 20,000km or 12 Months whichever occurs first |
|-----------|----------------------------------------------|

Warranty

| | |
|------------------|------------------------------------------------|
| Basic/Powertrain | 5 Years or 300,000kms (whichever occurs first) |
|------------------|------------------------------------------------|

Performance

| | |
|------------------------------------------|-----------------------------------------------------------------------------------------------|
| Turning Circle (kerb to kerb - metres) | 19.4 |
| Electronically Speed Limited to: | 100km/hr Conforms to ADR65/.. |
| Gradeability at Rated GVM (theoretical)* | 38% |
| Notes | *This is theoretical performance only. Actual performance may vary under different conditions |

Mass estimated*

| | |
|--------|-----------------------------------------------------------------------------------------------------------------------------------|
| Front* | 2530kg |
| Rear* | 1605kg |
| Total* | 4135kg |
| Notes | * Mass (est.) includes oil and water but excludes spare wheel, tools & fuel. Weights provided are subject to 3.5% variation (+/-) |

Dimensions mm

| | |
|--------------------------------------------------|------|
| WFF (Width Front Fender) (mm) | 2170 |
| WRA (Width Rear Axle) (mm) | 2270 |
| WFT (Width Front Track) (mm) | 1780 |
| WRT (Width Rear Track) (mm) | 1710 |
| Width Frame (mm) | 844 |
| A - Length Overall (mm) | 9075 |
| C - Front Overhang (mm) | 1135 |
| D - Wheelbase (mm) | 5540 |
| G - Front Axle to Rear of Cab (mm) | 855 |
| H - Rear of Cab to Rearmost Item Behind Cab (mm) | 75 |
| I - Rearmost Item Behind Cab to Rear Axle (mm) | 4610 |
| J - Frame, Rear Axle to End (mm) | 2400 |
| N - Height Overall (mm) | 2525 |
| R - Height Rear Frame to Ground (mm) | 858 |

SPECIFICATIONS



FIGHTER

MODEL

4x2 1427 Air Susp. XLWB 6 Sp. MAN - FK65FMZ6RFAH

WHEEL BASE

5540mm

GVM (optional)

14,000kg

GCM (optional)

14,000kg

Body Builder's Notes

Notes

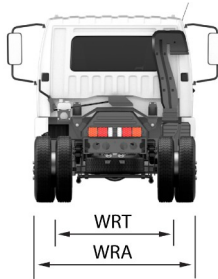

Chassis reinforcement must be utilised for Tipper/Demountable type body configurations. To conform with ADR 13/00 and 14/02 (lighting/mirror requirements) the following must be adhered to at body installation.

- If other than a flat type or tipper body is fitted, rear end out-line marker lamps must be installed.
- If overall length exceeds 6.0 metres, side reflectors must be installed.
- If overall length exceeds 7.5 metres, side marker lamps must be installed.
- If overall width is less than 2.4 metres, the mirrors must be modified to project not more than 230mm. To conform with ADR 42/04 (General Safety), rear wheel guards must be fitted to the vehicle.



Call 1800 033 557

or visit fuso.com.au



Unless specified in writing herein the accessories, applications, bodies or equipment depicted in this are for illustration purposes only and may not be available from Daimler Truck and Bus Australia Pacific Pty Ltd. ABN 86 618 413 282 DTB. No representation or warranty whatsoever is given in relation to any accessories, applications, bodies or equipment or suitability of same that are shown herein that may be manufactured, supplied or fitted by a party other than DTB. DTB reserves the right without notice or obligation to discontinue or make changes to the colour, designs, materials and specifications of the products and options referred to herein at any time. For the most current information and in order to ascertain which accessories, applications, bodies and equipment are available from DTB please contact your authorised FUSO Truck and Bus dealer. Fuso is a registered trademark of Daimler Truck and Bus Australia Pacific Pty Ltd. Copyright DTB. Reproduction in whole or part prohibited without written approval. Part Number TSF65A. Valid from 17-May-21.

